
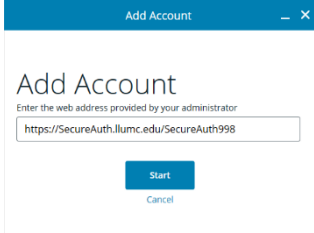
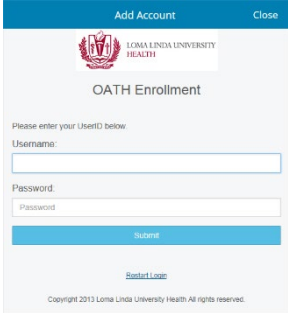
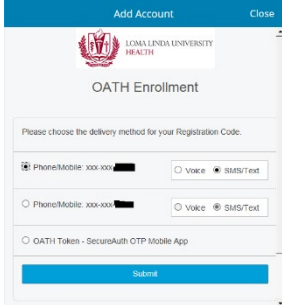




## Set up your Multi-Factor Authentication (one-time setup):

<ul style="list-style-type: none"><li>• Search the App Store OR Play Store for "SecureAuth"</li><li>• Install SecureAuth Authenticate (see icon to right)</li></ul>	
<b>STEPS TO SETUP AUTHENTICATE ON YOUR DEVICE (One Time only)</b>	
<ul style="list-style-type: none"><li>• Open the App</li><li>• Press the plus icon, and select add by URL</li><li>• Enter <b>https://secureauth.llumc.edu/secureauth998</b></li></ul>	
<ul style="list-style-type: none"><li>• Enter your username and password</li></ul> <p>If you have an MC account such as for LLEAP access you will need to use those credentials to access SecureAuth. If this is the case you will put an <b>mc\</b> in front of your user name. (e.g. <b>mc\username</b> )</p>	
<ul style="list-style-type: none"><li>• Confirm the way to receive a one-time code</li><li>• Enter the 4 digit one-time code that you received via your selection</li></ul>	
<ul style="list-style-type: none"><li>• Confirm your screen now shows a six-digit code with a timer counting down.</li><li>• This code will change every 60 seconds</li><li>• This will be your onetime password each time you need to login to the LLU VPN</li></ul>	