




iOS – Setup Outlook app

Download the Outlook app from the App Store

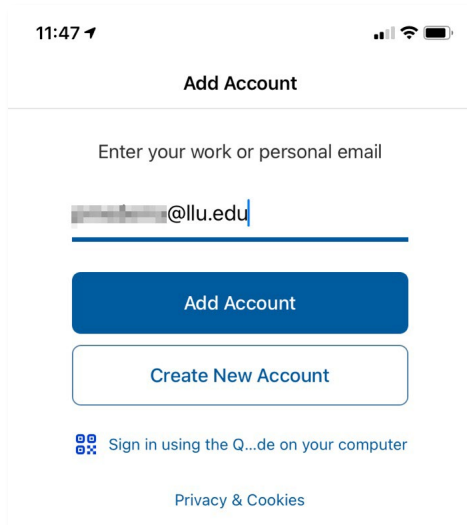
Open the app, select Add an Account and select Exchange



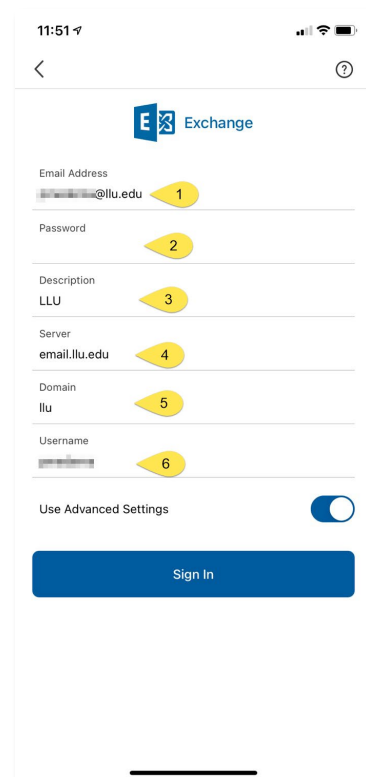
You may need to add additional information as follows:

1. Your email address
2. Your email password
3. A friendly name or description of your choice
4. Our server name: email.llu.edu
5. Our Domain: llu
6. Your username. In some cases, this may be your EID#

Enter your email address



Click Add Account.



Click Sign in and you should be all set. If you have any issues with this please contact the LLU Help Desk using the information below.